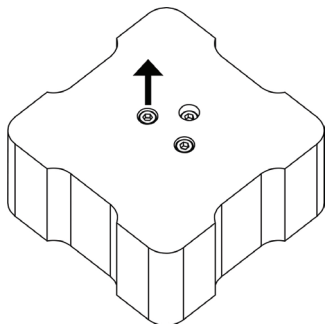


**rega**

APHELION

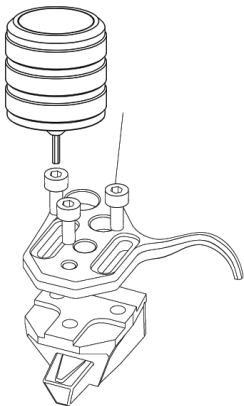
## Rega Aphelion MC cartridge

The Aphelion is the third edition of Rega's unique moving coil cartridge range. Taking the technology developed from the latest Apheta 2 to the next level, our engineers have fine-tuned every aspect of the original design. The Aphelion features a new boron cantilever and a super high-powered neodymium magnet paired with a meticulously hand wound coil on an iron micro cross fifty percent smaller than the original. This weight reduction allows us greater freedom to track the vinyl groove ensuring even more detail is retrieved from the vinyl surface than ever before.



### Unpacking & Fitting

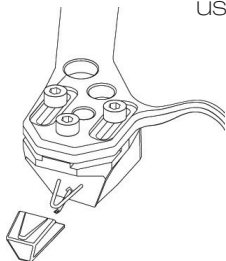
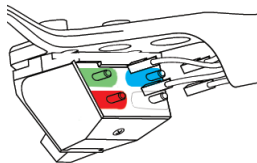
Using the supplied torque wrench take great care when removing the cartridge from the protective aluminium case. ALWAYS remove the four top lid bolts first. Carefully support the weight of the Aphelion with one finger whilst removing the three cartridge mounting bolts from the underside of the case to prevent damage to the cartridge.



Rega's custom cartridge torque wrench is designed to apply accurate and even torque (0.4Nm) to each mounting bolt ensuring optimum performance. Fit all three mounting bolts then tighten each one fully until the tool 'clicks' three times. Only use the supplied mounting hardware.

N.B The front third fixing is for use on Rega tonearms arms only.

Match the coloured tonearm wires to the corresponding coloured cartridge pins. Use tweezers to fit the tags to the pins. Never pull the headshell wires always use the cartridge tags.



Always re-fit the stylus guard carefully after each use.

## Technical Specifications

Tracking Pressure 1.75 - 2.00g  
Input load impedance 100 ohms  
Output impedance 10 ohms  
Nominal output voltage 350 $\mu$ V  
Channel Balance:  $\geq 10\mu$ V  
Separation :  $\geq -29$ dB

## Key Features

Boron rod cantilever & graded zero tolerance anodised aluminium body.  
'Vital' profile nude diamond stylus rotated through 90 degrees.  
Iron micro cross & coil assembly making one of the world's smallest MC generators.  
Features one of the world's most powerful miniaturised neodymium magnet.

## Important Information

Avoid touching the stylus or cantilever.  
Only use the supplied mounting hardware.  
Incorrect mounting hardware will destroy the internal wires.  
For optimum performance use the supplied Rega torque wrench.  
Always turn off the amplifier when connecting a cartridge.  
Ensure the cartridge is wired correctly as per these instructions.  
**Failure to follow these guidelines may invalidate your warranty.**

**For further information please visit [www.rega.co.uk](http://www.rega.co.uk)**

The Rega logo consists of the word "rega" in a bold, lowercase, sans-serif font. The letters are white with a thick black outline, set against a solid black rectangular background.

Exceptional hi-fi designed and made in England.